

LEVELIFT SYSTEM

HIGH-PERFORMANCE SHADE MOTORIZATION FROM LANCASTER & ASSOCIATES

A great solution for all Roman, Balloon, Austrian, Woven Wood and Grass-Weave shades.

Provides a reliable quiet solution for even very large, very heavy shades. Supply COM



shade on 2-3/4" headrail (minimum). Lancaster & Associates will fabricate

and fit the motor system

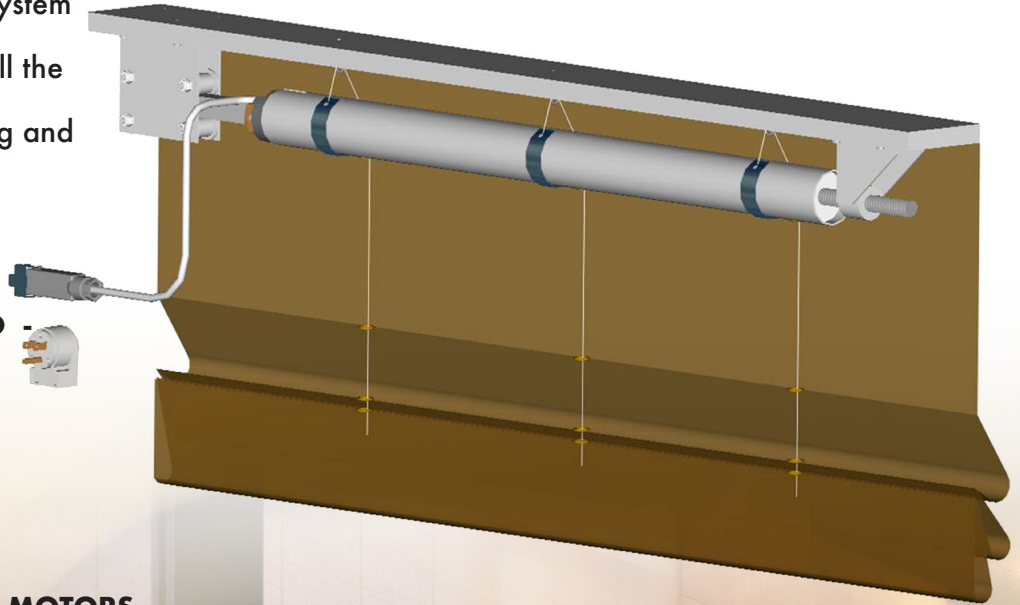
to the shade, do all the

initial programming and

limit setting for easy installation.

COMMON FEATURES:

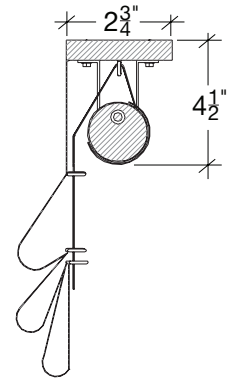

- USES STANDARD SHADE CORD - NO TAPES OR SPOOLS.
- WILL LIFT EXTRA WIDE, EXTRA TALL AND MULTIPLE SHADES WITH ONE MOTOR
- ADAPTS TO BAY AND BOWSHAPED SHADES.
- QUIET, STRONG, DEPENDABLE MOTORS



CONTACT US TODAY: CUSTOMERSERVICE@LANCASTERANDASSOC.COM | 214.340.0359

LEVELIFTSYSTEM

HIGH-PERFORMANCE SHADE MOTORIZATION FROM LANCASTER & ASSOCIATES



SYSTEM PARAMETERS

- Min. Width (Std. Motor) = 36"
- Min. Width (RTS Motor) = 48"
- Max. Width = 192"
- Max. Drop = 240"
- Max. Weight = 130 lbs. lift
- 110 V AC Motors

CONTROL OPTIONS

- Line voltage switching (Standard Motor)
- Built-in RF control (RTS)
- Available infrared remote
- Can be interfaced with various home system protocols
- Quiet motor with RTS

APPLICATIONS



Roman Shades up to 16' wide



Large Bow Window Shades (Austrian, Balloon)



Multiple Shades in Bay Window

CONTACT YOUR DESIGNER, ARCHITECT OR DEALER FOR ADDITIONAL INFORMATION:

