

# 4001 ARCHITECTURAL TRACKS

CUT-TO-MEASURE LIGHT AND HEAVY-DUTY TRAVERSING DRAPERY SYSTEMS

Our exclusive system is an updated version of a time-tested design. The extruded aluminum powder-coated track is designed for the heavier weights of today's drapery treatments. Available in six popular colors: Linen

White, White, Dark Bronze, Black, Gold and Silver.



The dual channel track can be fitted to accept all popular drapery headings including French Pleat, S-Roll and Z-Pleat. The carriers for pleated drapery are slim style, roller carriers that

allow for tighter stackback. The roller S-Roll carriers are available in fullnesses of 80%, 100% & 120%.

## COMMON FEATURES:

- **IMPROVED STACK BACK - OUR SLIM-LINE ROLLER CARRIER ALLOWS FOR SMALLER STACKING ON PLEATED DRAPERY**
- **NEW ROLLER RIPPLEFOLD CARRIERS FOR IMPROVED PERFORMANCE**
- **TWO END PULLEYS TO CHOOSE FROM FOR EITHER LIGHTWEIGHT OR HEAVYWEIGHT DRAPERIES**
- **MULTI-WHEEL ROLLER-BEARING MASTERS PREVENT ANY BINDING FOR EASY TRAVERSING**

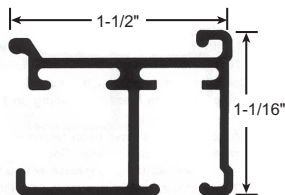

Baton style options: Acrylic, Brushed Aluminum and Fiberglass

Track color options: White, Black, Silver, Gold, Bronze and Linen White



# 4001 ARCHITECTURAL TRACKS

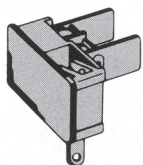
CUT-TO-MEASURE LIGHT AND HEAVY-DUTY TRAVERSING DRAPERY SYSTEMS



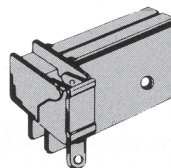
## SYSTEM OPTIONS

The **L&A 4001-LD System** is for lighter weight drapery or narrower widths. This system uses a smaller end pulley and sliding drapery carriers and master carriers. It comes with a plastic cord tension pulley and standard wall or ceiling brackets\*.

The **L&A 4001-HD System** is for heavier weight drapery or wide widths. This system uses a heavy duty ball bearing end pulley with special SLIM-line roller drapery carriers and roller master carriers. It includes a metal cord tension pulley and heavy-duty wall or ceiling brackets\*.



Max. Weight = up to 25 lbs  
Max. Length = 20 ft.

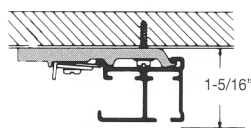
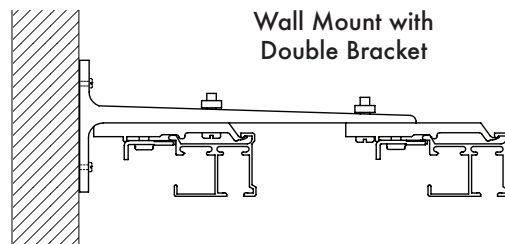


Max. Weight = up to 80 lbs.  
Max. Length = 20 ft. (one piece)  
Max. Length = 40 ft. (spliced, two-way draw only)

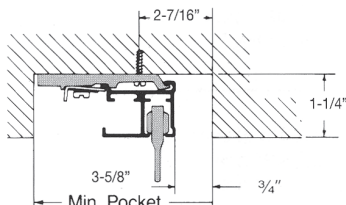
\* Specialty bracket applications are available upon request.

## APPLICATIONS

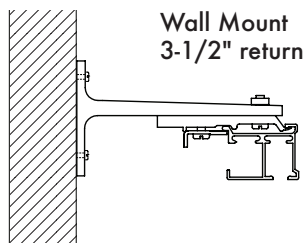
- Mounts on wall or ceiling.
- Spans up to 40 ft. with a spliced, two-way draw. (4001-HD)
- Accordia-Fold, Ripplefold and Conventional Pleated Drapery heading systems.



Ceiling Mount



Recess Mount



Wall Mount  
3-1/2" return

CONTACT YOUR DESIGNER, ARCHITECT OR DEALER FOR ADDITIONAL INFORMATION:

LANCASTERANDASSOC.COM | CUSTOMERSERVICE@LANCASTERANDASSOC.COM

